

COVID19 ACTIVITY REPORT

Report Date : 2020-Oct-19th, Monday

Report Period: 2020-Jan-01st to 2020-Oct-17th

Executive Summary

During the 1st week of January 2020, Uganda Virus Research Institute started testing samples for COVID-19. Samples are received at UVRI with Case Report Forms that capture demographic and symptom data. These data are entered in the UVRI data management system that was developed specifically for this.

As of 17th October, a total of **219,960** forms have been entered. **50.5%** of these cases are from Community samples while **49.5%** are from POEs.

5,300 forms have been entered within the last seven days with **96.8%** being from Community while **3.2%** are from POEs.

4,321 samples were tested in Week 42 with **95%** being Community samples while **5%** were POE samples.

Table 1: Source, demographics, and sample type

	Gender		Sample Type	
	Female, N = 37,703 ¹	Male, N = 181,637 ¹	Baseline, N = 206,304 ¹	Follow Up, N = 13,656 ¹
Sample Source				
Community	32248 (86%)	78481 (43%)	99116 (48%)	12037 (88%)
POE	5455 (14%)	103156 (57%)	107188 (52%)	1619 (12%)
Age Grouping				
0-9	1895 (5.2%)	2912 (1.7%)	4130 (2.1%)	687 (5.1%)
10-19	3635 (9.9%)	6023 (3.5%)	8468 (4.3%)	1206 (9.0%)
20-35	18788 (51%)	68411 (39%)	80950 (41%)	6370 (48%)
36-50	9095 (25%)	73019 (42%)	78340 (40%)	3862 (29%)
50+	3309 (9.0%)	24154 (14%)	26255 (13%)	1228 (9.2%)
Origin				
Border States	2032 (5.4%)	52190 (29%)	53448 (26%)	775 (5.7%)
Other Nationalities	5528 (15%)	40361 (22%)	44820 (22%)	1262 (9.2%)
Ugandans	30143 (80%)	89086 (49%)	108036 (52%)	11619 (85%)

¹Statistics presented: n (%)

Fig 1: Total Entries

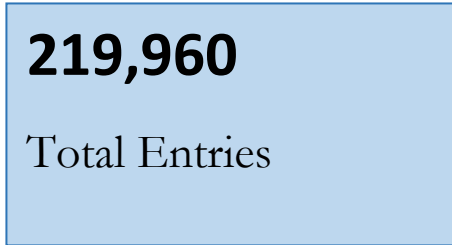


Fig 2: Entries in the last 7 days

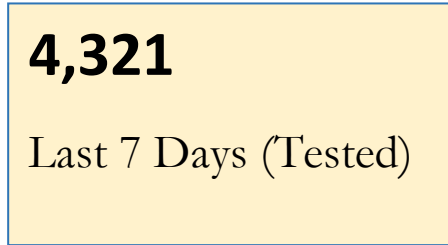


Fig 3: Symptomatic Cases

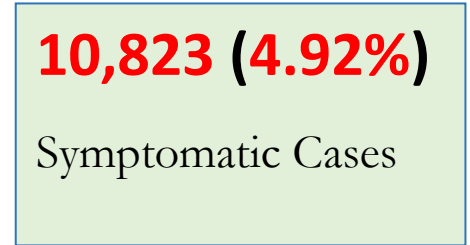


Fig 4: Number of Samples Received at Uganda Virus Research Institute, September 2020. (Last 7 Days, N= 3,012)

Optimum Lab Testing Capacity, (N = 3,000)

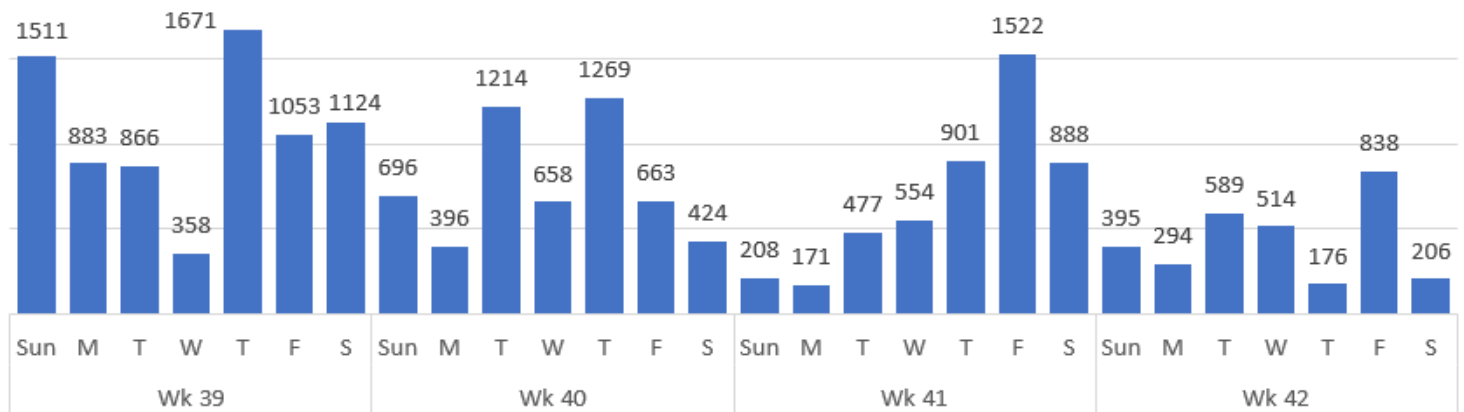
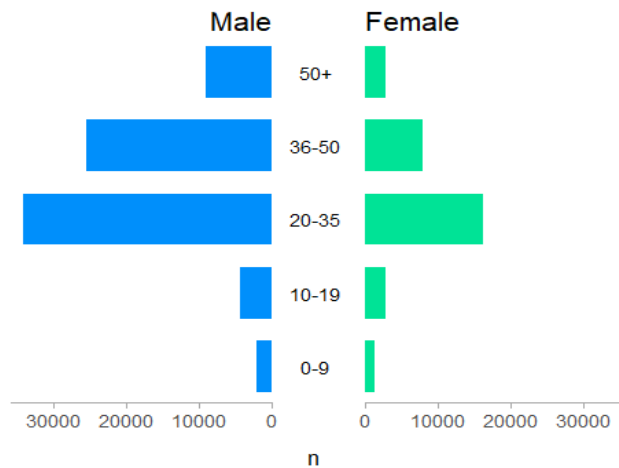
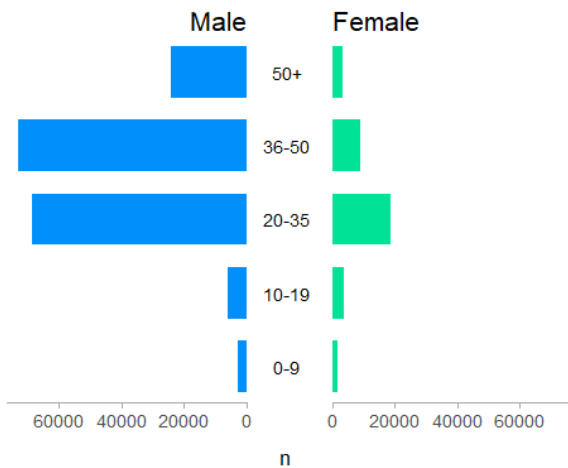


Fig 5: Age-Gender disaggregation – All Sources

Fig 6: Age-Gender disaggregation - Community





UNHRO
Uganda National Health
Research Organisation

Uganda Virus Research Institute

Plot 51-59, Nakiwogo Road, Entebbe
P.O. Box 49, Entebbe-Uganda
Tel: +256 414 320 385 / 6
Fax: +256 414 320 483
Email: directoruvri@uvri.go.ug



Fig 6: Sample source

Fig 7: Gender distribution

Fig 8: Gender distribution in Community

