

COVID19 ACTIVITY REPORT

Report Date : 2020-Jul-24th, Friday

Report Period: 2020-Jan-01st to 2020-Jul-24th

Executive Summary

During the 1st week of January 2020, Uganda Virus Research Institute started testing samples for COVID-19. Samples are received at UVRI with Case Report Forms that capture demographic and symptom data. These data are entered in the UVRI data management system that was developed specifically for this. As of 24th July, a total of **138,684** forms have been entered. **38%** of these cases are from Community samples while **62%** are from POEs.

13,194 forms have been entered within the last seven days with **43%** being from Community samples while **57%** are from POEs.

Table 1: Source, demographics and sample type

	Gender		Sample Type	
	Female, N = 16273 ¹	Male, N = 121,791 ¹	Baseline, N = 132,990 ¹	Follow Up, N = 5,694 ¹
Sample Source				
Community	13473 (83%)	38769 (32%)	48047 (36%)	4619 (81%)
POE	2800 (17%)	83022 (68%)	84943 (64%)	1075 (19%)
Age Grouping				
0-9	1723 (11%)	7290 (6.0%)	8838 (6.6%)	550 (9.7%)
10-19	1921 (12%)	3750 (3.1%)	5044 (3.8%)	643 (11%)
20-35	7570 (47%)	42685 (35%)	47994 (36%)	2382 (42%)
36-50	3636 (22%)	51126 (42%)	53248 (40%)	1602 (28%)
50+	1423 (8.7%)	16940 (14%)	17866 (13%)	517 (9.1%)
Origin				
Border States	1755 (11%)	41536 (34%)	42713 (32%)	579 (10%)
Other Nationalities	4564 (28%)	37016 (30%)	41046 (31%)	727 (13%)
Ugandans	9954 (61%)	43239 (36%)	49231 (37%)	4388 (77%)

¹Statistics presented: n (%)

Fig 1: Total Entries



Fig 2: Entries in the last 7 days

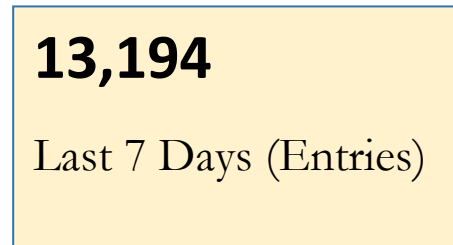


Fig 3: Symptomatic Cases

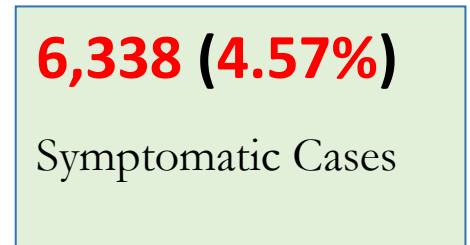


Fig 4: Entries on a weekly basis disaggregated by sample type

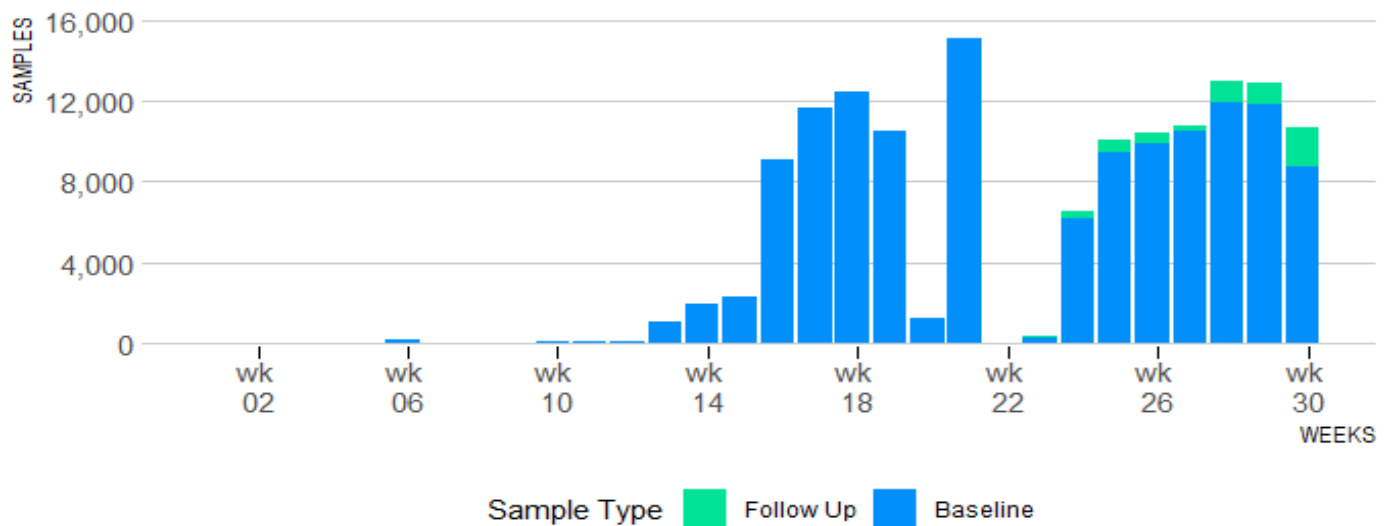


Fig 5: Age-Gender disaggregation – All Sources

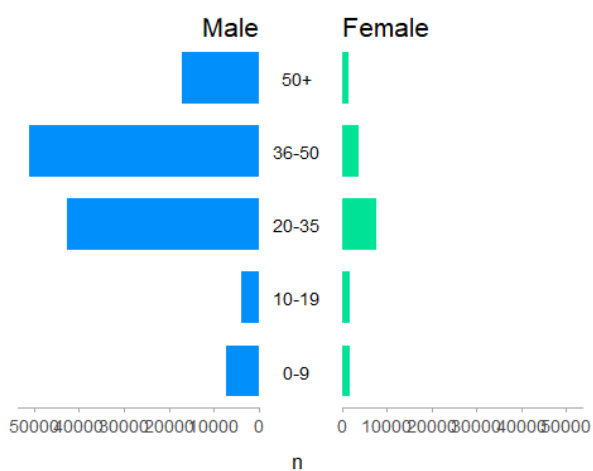


Fig 6: Age-Gender disaggregation - Community

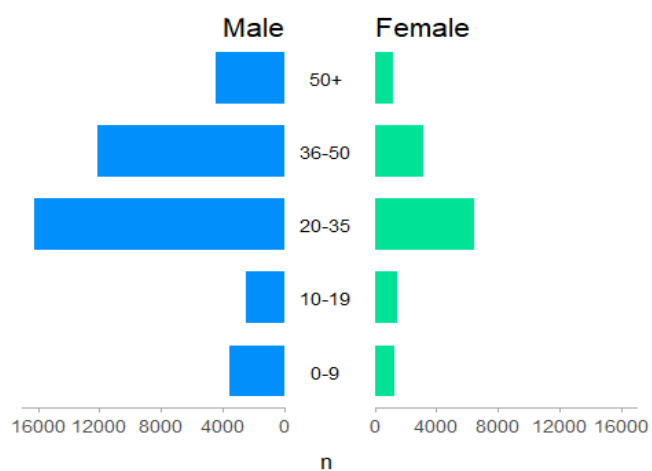


Fig 6: Sample source

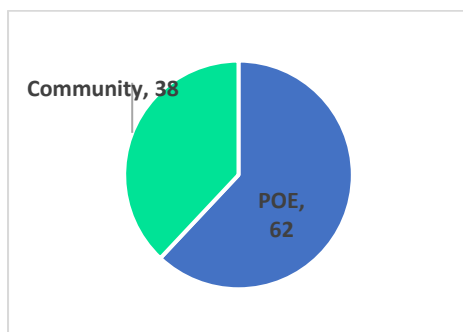


Fig 7: Gender distribution

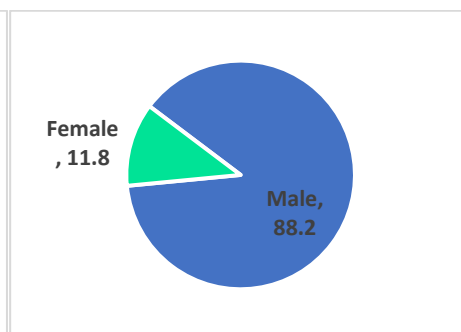


Fig 8: Gender distribution in Community

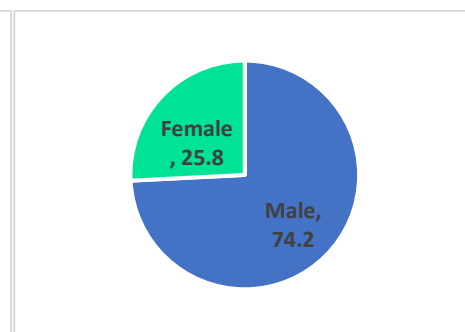


Table 2: Aggregation of Results per Week

Start of the Week	End of Week	Month of Entry	Total
2020-07-20	2020-07-26	Jul	8,846
2020-07-13	2020-07-19	Jul	12,922
2020-07-06	2020-07-12	Jul	13,003
2020-06-29	2020-07-05	Jul	10,775
2020-06-22	2020-06-28	Jun	10,460
2020-06-15	2020-06-21	Jun	10,083
2020-06-08	2020-06-14	Jun	6,557
2020-06-01	2020-06-07	Jun	300
2020-05-25	2020-05-31	May	-
2020-05-18	2020-05-24	May	15,141
2020-05-11	2020-05-17	May	1,236
2020-05-04	2020-05-10	May	10,517
2020-04-27	2020-05-03	May	12,451
2020-04-20	2020-04-26	Apr	11,715
2020-04-13	2020-04-19	Apr	9,093
2020-04-06	2020-04-12	Apr	2,302
2020-03-30	2020-04-05	Apr	1,907
2020-03-23	2020-03-29	Mar	1,010
2020-03-16	2020-03-22	Mar	71
2020-03-09	2020-03-15	Mar	23
2020-03-02	2020-03-08	Mar	57
2020-02-24	2020-03-01	Feb	15
2020-02-17	2020-02-23	Feb	3
2020-02-10	2020-02-16	Feb	4
2020-02-03	2020-02-09	Feb	173



UNHRO
Uganda National Health
Research Organisation

Uganda Virus Research Institute

Plot 51-59, Nakiwogo Road, Entebbe
P.O. Box 49, Entebbe-Uganda
Tel: +256 414 320 385 / 6
Fax: +256 414 320 483
Email: directoruvri@uvri.go.ug



REPUBLIC OF UGANDA

2020-01-27	2020-02-02	Jan	1
2020-01-20	2020-01-26	Jan	1
2020-01-13	2020-01-19	Jan	-
2020-01-06	2020-01-12	Jan	1
2019-12-30	2020-01-05	Jan	16