

COVID19 ACTIVITY REPORT

Report Date : 2020-Sept-25th, Friday

Report Period: 2020-Jan-01st to 2020-Sept-24th

Executive Summary

During the 1st week of January 2020, Uganda Virus Research Institute started testing samples for COVID-19. Samples are received at UVRI with Case Report Forms that capture demographic and symptom data. These data are entered in the UVRI data management system that was developed specifically for this.

As of 25th September, a total of **201,488** forms have been entered. **46.5%** of these cases are from Community samples while **53.5%** are from POEs.

7,481 forms have been entered within the last seven days with being from **86.4%** Community samples while **13.6%** are from POEs.

Table 1: Source, demographics, and sample type

	Gender		Sample Type	
	Female, N = 31,572 ¹	Male, N = 169,296 ¹	Baseline, N = 189,871 ¹	Follow Up, N = 11,617 ¹
Sample Source				
Community	26275 (83%)	66966 (40%)	83643 (44%)	10022 (86%)
POE	5297 (17%)	102330 (60%)	106228 (56%)	1595 (14%)
Age Grouping				
0-9	1659 (5.4%)	2585 (1.6%)	3656 (2.0%)	598 (5.3%)
10-19	3109 (10%)	5400 (3.3%)	7498 (4.1%)	1027 (9.0%)
20-35	15689 (51%)	63010 (39%)	73365 (40%)	5455 (48%)
36-50	7476 (24%)	68808 (42%)	73120 (40%)	3252 (29%)
50+	2794 (9.1%)	22781 (14%)	24549 (13%)	1046 (9.2%)
Origin				
Border States	1963 (6.2%)	51831 (31%)	53038 (28%)	757 (6.5%)
Other Nationalities	5332 (17%)	39773 (23%)	44148 (23%)	1150 (9.9%)
Ugandans	24277 (77%)	77692 (46%)	92685 (49%)	9710 (84%)

¹Statistics presented: n (%)

Fig 1: Total Entries



Fig 2: Entries in the last 7 days

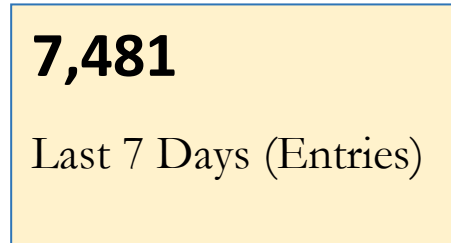


Fig 3: Symptomatic Cases

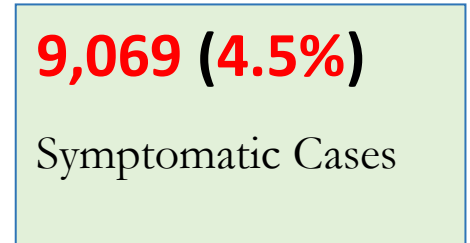


Fig 4: Number of Samples Received at Uganda Virus Research Institute, September 2020. (Last 7 Days = 9,073)

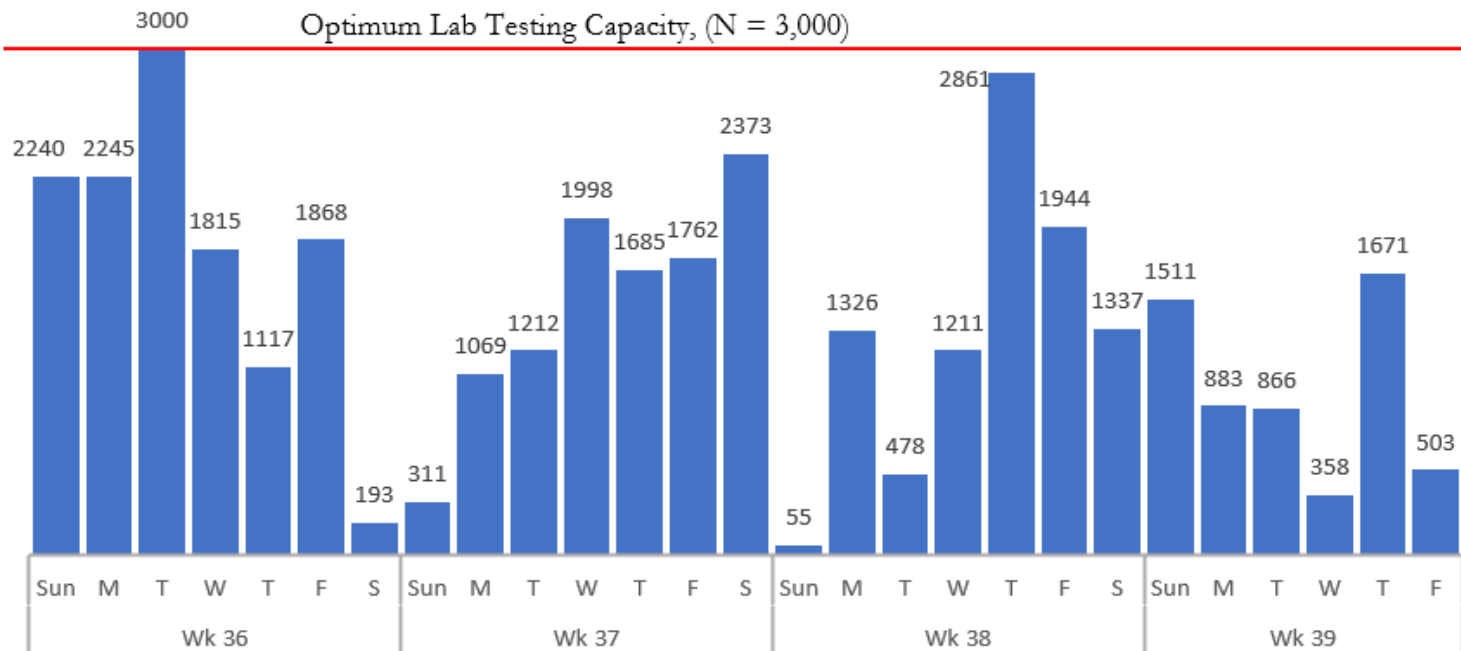


Fig 5: Age-Gender disaggregation – All Sources

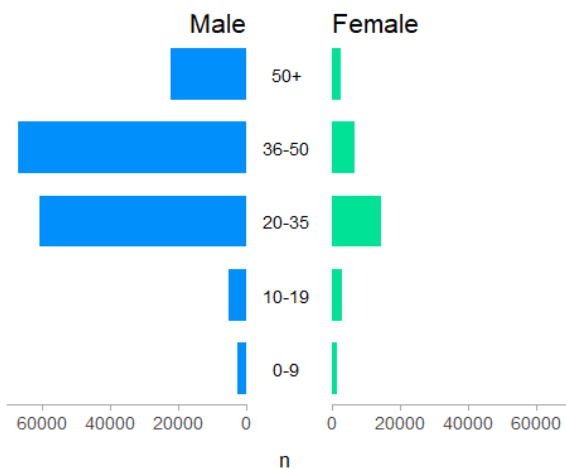
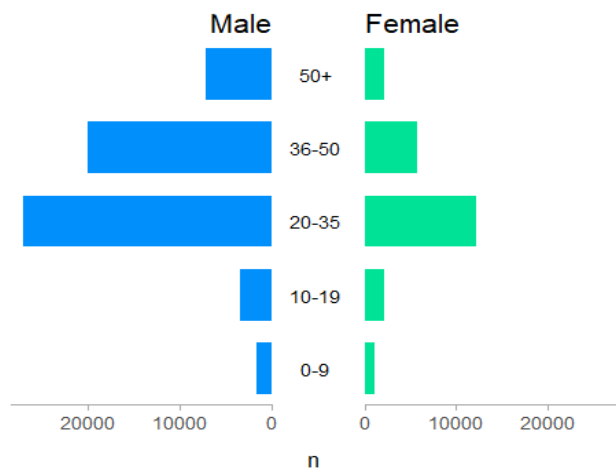


Fig 6: Age-Gender disaggregation - Community





UNHRO
Uganda National Health
Research Organisation

Uganda Virus Research Institute

Plot 51-59, Nakiwogo Road, Entebbe
P.O. Box 49, Entebbe-Uganda
Tel: +256 414 320 385 / 6
Fax: +256 414 320 483
Email: directoruvri@uvri.go.ug



REPUBLIC OF UGANDA

Fig 6: Sample source

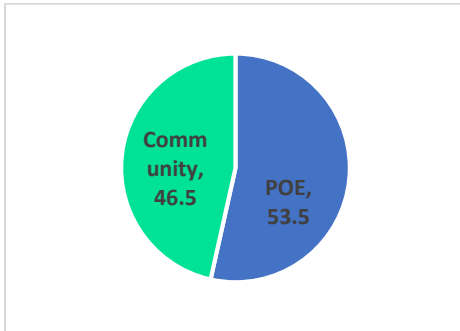


Fig 7: Gender distribution

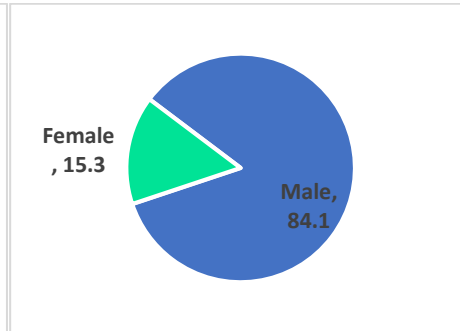


Fig 8: Gender distribution in Community

